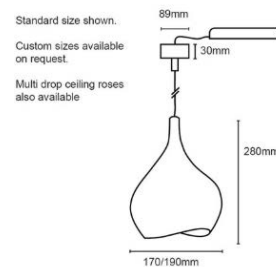
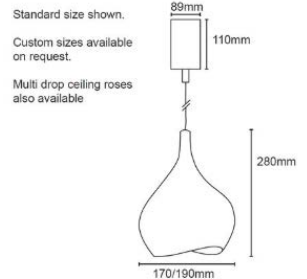




Dimensional Drawings



With remote driver

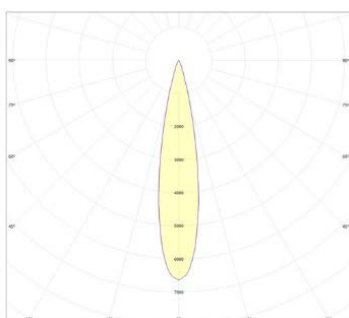


With Internal driver

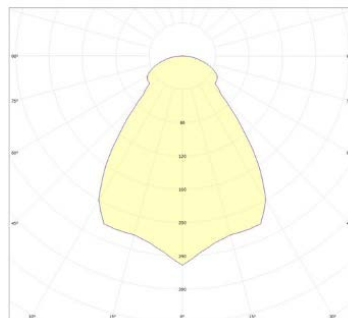
Nocturna 3D

The Nocturna pendant design is truly unique. Its asymmetric form takes shape as a slightly twisted teardrop, with the light source discreetly tucked inside—resulting in a low-glare, sculptural pendant that is both functional and visually poetic. Available in various sizes and curated arrangements, Nocturna offers flexibility for a wide range of interiors. What makes Nocturna truly groundbreaking is its innovative approach to 3D FDM printing. It breaks free from the limitations of traditional layer-by-layer fabrication through an entirely non-planar print path. Unlike standard 3D prints, where flat layers are stacked, Nocturna's print head flows continuously in all three axes—forming a seamless, fluid geometry that's as bold as it is beautiful. You can select from a 340-degree optic for a strong ambient glow or a narrow beam for a subtle radiance paired with a soft pool of light beneath the pendant. With luminous efficacy reaching up to 121 luminaire lumens per circuit watt, this is not just a decorative piece—it's a high-performance lighting tool that eliminates the need for supplementary lighting in many applications. Finishes include classic white, super matte textured black, stone effect, moss green stone, and red brick. Custom RAL colours are also available on request, allowing Nocturna to be tailored to your project's aesthetic needs.

Polar Curves



20° Beam Angle



77° Beam Angle

PRODUCT FAMILY TECHNICAL

Product Code	: NCT3D00827KC90XXXXXXNX
Product Power	: 8.2W
Available CCTs	: 2700K
SDCM Binning	: 3
Rated CRI	: 90
Rated Lifetime	: L90-B10 - 50,000 Hrs @ Ta - 25°C

PRODUCT FAMILY PERFORMANCE

Colour Temperature	Beam Angle	Reflector Colour	Luminaire Lumens	Connected Load	Efficacy (LLM/
2700K	20°	White	736	6.5	113
2700K	20°	MB/ST/RB/MG	962	8.2	117
2700K	20°	White	720	6.5	110
2700K	20°	MB/ST/RB/MG	942	8.2	114
2700K	77°	White	353	6.5	54
2700K	77°	White	461	8.2	56
3000K	20°	White	751	6.5	115
3000K	20°	MB/ST/RB/MG	982	8.2	119
3000K	20°	White	731	6.5	113
3000K	20°	MB/ST/RB/MG	961	8.2	117
3000K	77°	White	360	6.5	55
3000K	77°	White	470	8.2	57
4000K	20°	White	766	6.5	117
4000K	20°	MB/ST/RB/MG	1001	8.2	121
4000K	20°	White	750	6.5	115
4000K	20°	MB/ST/RB/MG	982	8.2	119
4000K	77°	White	367	6.5	56
4000K	77°	White	479	8.2	58

PRODUCT CODE STRUCTURE

Luminaire Family	Sustainable code	Power	CCT	CRI	Distribution	Product Finish	Accessories	Driver
NCT	3D	6.5W - 006 8.2W - 008	2700K - 27K 3000K - 30K 4000K - 40K	90 CRI - 90C	20° - S 77° -W	WHWH MBMB STST RBRB WH - White RAL9016 BL-Black RAL9005 First 2 digits are for Body and Next two digits are for reflectors	Null - N	Switched - N DALI - D

Code Example : **NCT3D00630K90CSWHWHNN**

MB - Matt Black, ST - Stone Effect, RB - Red Brick.

For any other RAL number from Classic RAL range, replace WH/BL with RAL code (4 digits)