

CONCORD

LED Round High Bay Light

CNCXXXXXXXXXXXXXXXXXX

7325XXXXX- Ordering Code



General

Mounting Type

Suspended

Product Type

LED Square High Bay

IP Rating

IP65

Housing Type

Die Cast Aluminium

LED Binning

McAdam<5

Housing Color

Black

Suspension Type

Multi-mounting

Electrical

Input Supply

AC 220-240V, 50/60Hz

Control Gear

MeanWell

Control Type

On/off

Output Power

Refer Available Power options

Fitting Lumens

126lm/W ±10%

Optics

Beam Angle

60° and 120°

Primary Optics

TIR Frosted Lens

Secondary Optics

Nil

Lumen output

14100lms to 30240lms

LED

Chip Family

Cree

CCT

Refer available CCTs

Lifetime

L70, 50000H

CRI

>80

Physical Dimensions

Length

Refer Dimensional table

Width

Refer Dimensional table

Height

Refer Dimensional table

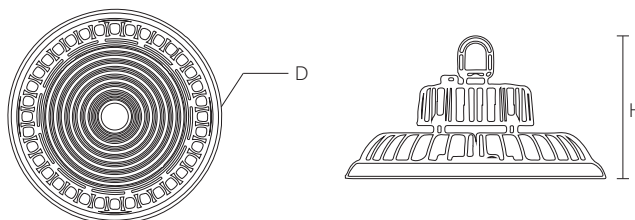
Description

Compact design with optimized weight and size facilitates transportation and storage. What's more, make the lighting fixture easier for installation and maintenance. With the impressive level efficacy 130lm/w, it could be a replacement of 200W to 500W Halide, Metal Lamp, and HID. It comes with stable performance after a series of reliability tests, including drop test, thermal test, UV test, salt spray test, etc. This fixture will be a perfect choice for both wholesales and contract channels in today's highly competitive market. Concord is one of the best engineered product from Oxbridge lighting, designed for the best industrial requirement. Its also available in recessed and surface mounting options to cater the solutions.

Application Areas

Warehouses, Storage areas, High ceiling areas, Waste management centres, Production houses, Factories, Assembling lines and lot more areas.

Dimensional Details



Dimensional table

Upto 14100lms D:250mm, H: 178mm

Upto 18600lms D:300mm, H: 181mm

Upto 25200lms D:345mm, H: 183mm

Upto 30240lms D:345mm, H: 195mm

Available CCTS

4000K 30K

5000K 40K

6500K 65K

Driver Options

Switched N

Available CRI

80 CRI C80

IP Rating

IP65 65S

Available Power

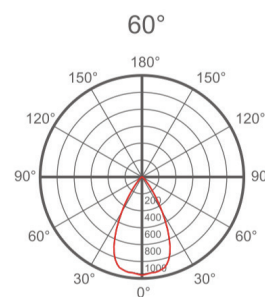
100W 100

150W 150

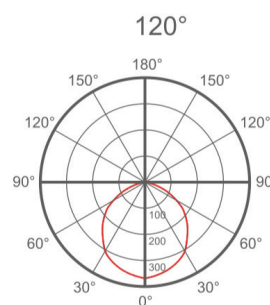
200W 200

240W 240

Photometric Distribution



C0 / C180 C90 / C270

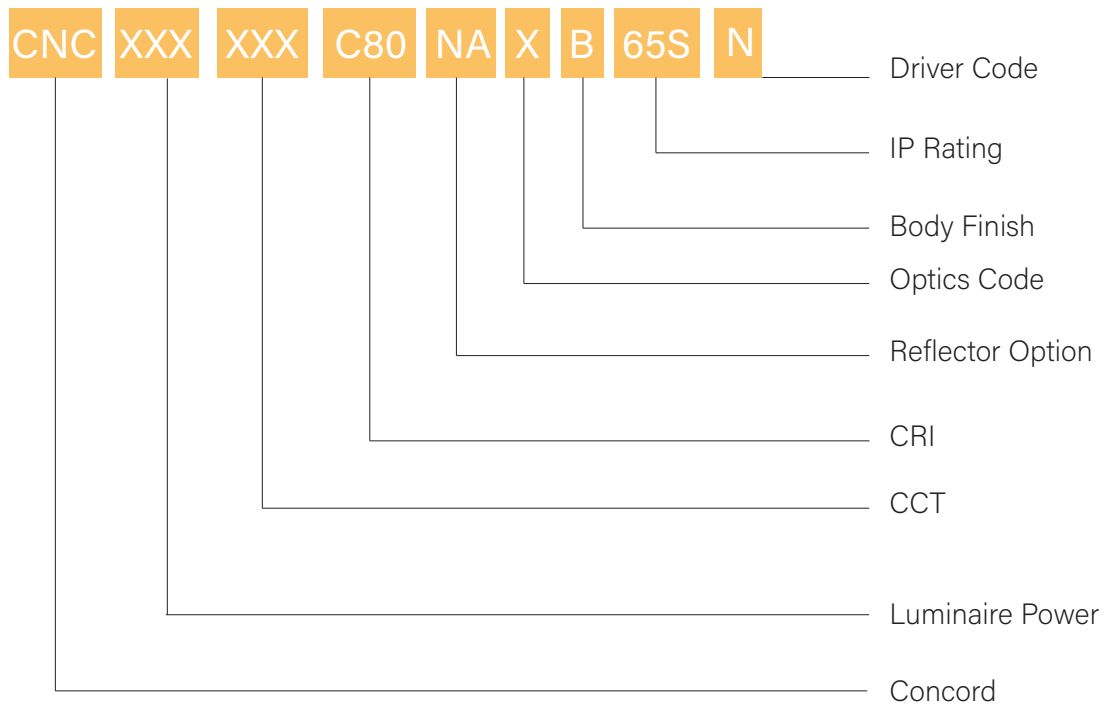


C0 / C180 C90 / C270

Product combinations along with their Ordering codes

Alpha Numeric Code	CCT	Control Type	Lumens	IP Rating	Ordering Code
CONCORD 100W with 60°					
CNC10040KC80NAWB65SN	4000K	On/Off	>13900lms	IP65	732500001
CNC10050KC80NAWB65SN	5000K	On/Off	>13900lms	IP65	732500002
CNC10065KC80NAWB65SN	6500K	On/Off	>13900lms	IP65	732500003
CONCORD 100W with 120°					
CNC10040KC80NAFB65SN	4000K	On/Off	>14100lms	IP65	732500004
CNC10050KC80NAFB65SN	5000K	On/Off	>14100lms	IP65	732500005
CNC10065KC80NAFB65SN	6500K	On/Off	>14100lms	IP65	732500006
CONCORD 150W with 60°					
CNC15040KC80NAWB65SN	4000K	On/Off	>18300lms	IP65	732500007
CNC15050KC80NAWB65SN	5000K	On/Off	>18300lms	IP65	732500008
CNC15065KC80NAWB65SN	6500K	On/Off	>18300lms	IP65	732500009
CONCORD 150W with 120°					
CNC15040KC80NAFB65SN	4000K	On/Off	>18500lms	IP65	732500010
CNC15050KC80NAFB65SN	5000K	On/Off	>18500lms	IP65	732500011
CNC15065KC80NAFB65SN	6500K	On/Off	>18500lms	IP65	732500012
CONCORD 200W with 60°					
CNC20040KC80NAWB65SN	4000K	On/Off	>25000lms	IP65	732500013
CNC20050KC80NAWB65SN	5000K	On/Off	>25000lms	IP65	732500014
CNC20065KC80NAWB65SN	6500K	On/Off	>25000lms	IP65	732500015
CONCORD 200W with 120°					
CNC20040KC80NAWB65SN	4000K	On/Off	>25200lms	IP65	732500016
CNC20050KC80NAWB65SN	5000K	On/Off	>25200lms	IP65	732500017
CNC20065KC80NAWB65SN	6500K	On/Off	>25200lms	IP65	732500018
CONCORD 240W with 60°					
CNC24040KC80NAWB65SN	4000K	On/Off	>30240lms	IP65	732500019
CNC24050KC80NAWB65SN	5000K	On/Off	>30240lms	IP65	732500020
CNC24065KC80NAWB65SN	6500K	On/Off	>30240lms	IP65	732500021
CONCORD 240W with 120°					
CNC24040KC80NAWB65SN	4000K	On/Off	>30640lms	IP65	732500022
CNC24050KC80NAWB65SN	5000K	On/Off	>30640lms	IP65	732500023
CNC240z65KC80NAWB65SN	6500K	On/Off	>30640lms	IP65	732500024

Specification Code Details



Customise your product according to your requirement from our website www.oxbridgelighting.com

Refer Instruction Manual for detailed Installation Procedure