

LINE

LED Strip Light

LNE01327KC9020S3M05N



General Info

Mounting Type

Surface mounting

PCB Type

3oz Copper foil

IP Rating

IP20

Housing Type

Flexible PCB

LED Binning

McAdam<3

Flexibility

Flexible PCB

Input Supply

DC 24V

Control Gear

Constant Voltage

Control Type

On/Off

Primary Optics

NA

Lumens

2170 lms

Beam Angle

Wide Beam

LEDs per Mtr

160 LEDs

Output Power

13W/mtr

Mounting

3M tape

IP Coating on Strips

Clear RTV silicone adhesive

Chip Family

2835

CCT

2700K

RGB Availability

Not available

Lifetime

50000H

CRI

>90

Length

5000mm/Roll

Width

8mm

Cuttable Length

50mm

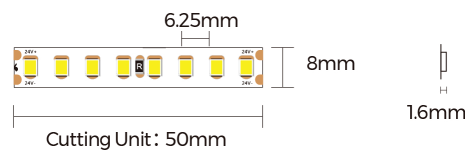
Description

Line is the flexible strip light from oxbridge lighting provides an excellent accent lighting for your interiors and exteriors. Line can be easily mounted onto a surface, very versatile and can be cut to length or connected together to create a custom lighting setup. They can be controlled by a variety of methods including on/Off and dimming options. Line is available in multiple options with different CCTs, powers and IP ratings for the ease of use. Line is very compact with 8mm width and having 160 LED modules per metre which provides a dotless lighting. The Line allows a cutting option for every 50mm which helps customer for all requirements in length. The product is available in IP20 and IP65 modes also in order to satisfy the indoor and outdoor needs. Accessories are available for Line to make its installation a hassle free one. With an ambient of -20° to 40°C working temperature

Application Areas

Reception, Foyers, Office spaces, Living areas, Dining spaces, Hotels, Hospitality areas, Conference halls, Food courts, Corridor areas and much more


Dimensional Details




Profile Side View




Accessories Details




Connector for wire and FPC
TXB208-NOGA - OXB



Connector for FPC and FPC
TBB208-NOGA-OXB

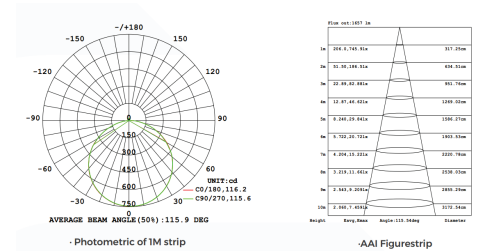


Fixed Clip
FSW08SA-OXB



Silicone Plug Kit
DT08EA-A-OXB

Distribution Details



Refer Instruction Manual for detailed Installation Procedure