


# EXALIO

LED Surface Mounted Fixture

EXL04065KC80NAWG66OD

727500015- Ordering Code



## General Information

### Mounting Type

Surface/Rod Mounting

### Product Type

Weatherproof Fixture

### IP Rating

IP66

### Housing Type

Polycarbonate, ABS

### LED Binning

McAdam<3

### Housing Color

Grey

### Input Supply

220-240V AC / 50Hz

### Control Gear

Tridonic/ Vossloh Schwabe

### Control Type

DALI

### Luminaire Output Power

40W

### Drive Current

1050mA

### Fitting Lumens

110lm/W

### Beam Angle

Wide beam option

### Primary Optics

Diffuser (Opal)

### Ambient Temperature

55°C

### Chip Brand

Osram

### CCT/CRI

6500K

### Lifetime

L70/50000H

### CRI

80

### Emergency Unit Compatibility

Compatible

### Length

Refer dimension table

### Width

Refer dimension table

### Height

Refer dimension table

## Description

The Exalio Weatherproof range provides maximum performance and durability at great value. As an off-the-shelf LED luminaire solution for all your rugged needs, it can be deployed in a wide variety of locations with an ambient temperature upto 55 degrees. Exalio has an industrial supported power ranges from 20W to 60W delivering more than 120 lm/w efficiency. Exalio is completely built in Polycarbonate material for the rugged usage. The product length varies depends of the product power and it comes in 600mm and 1200mm by default. Exalio is available in multiple CCTs which ranges from 3000K to 6500K and has a single CRI option which is 80 that serves the purpose. • Ceiling mounted brackets and suspension hooks includes as accessories and also • Emergency integral versions available on special requests. Easy to install metal clips, longer sliders and glands available for thorough-wiring. Exalio can be powered with multiple control options specifically Switched, DALI and 0/1-10V dimming.

## Application Areas

Warehouses, Parking Area, Manufacturing Facilities, Laboratories, Storage area, Exterior Corridors, Garages, Store rooms, Industrial Kitchens and lot more areas

## Dimensional Details

Product Power	Dimensions
20W	L: 660 W:82 H:75 mm
40W	L: 1210, W:82 H:75 mm
60W	L: 1210, W:82 H:75 mm

## Product combination Options

### Available Powers

20W	020
40W	040
60W	060

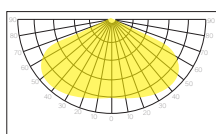
### Available CCTs

3000K	30K
4000K	40K
6500K	65K

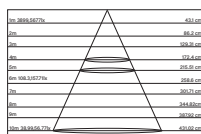
### Driver Options

Switched	N
DALI	D
0/1-10V	0

## Light Distribution Details



110° Beam



AAI Curve



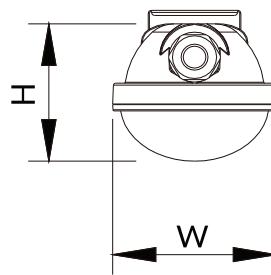
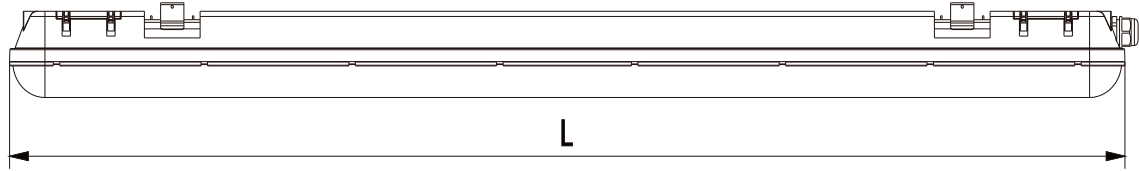
Made in UK

5 Years Warranty

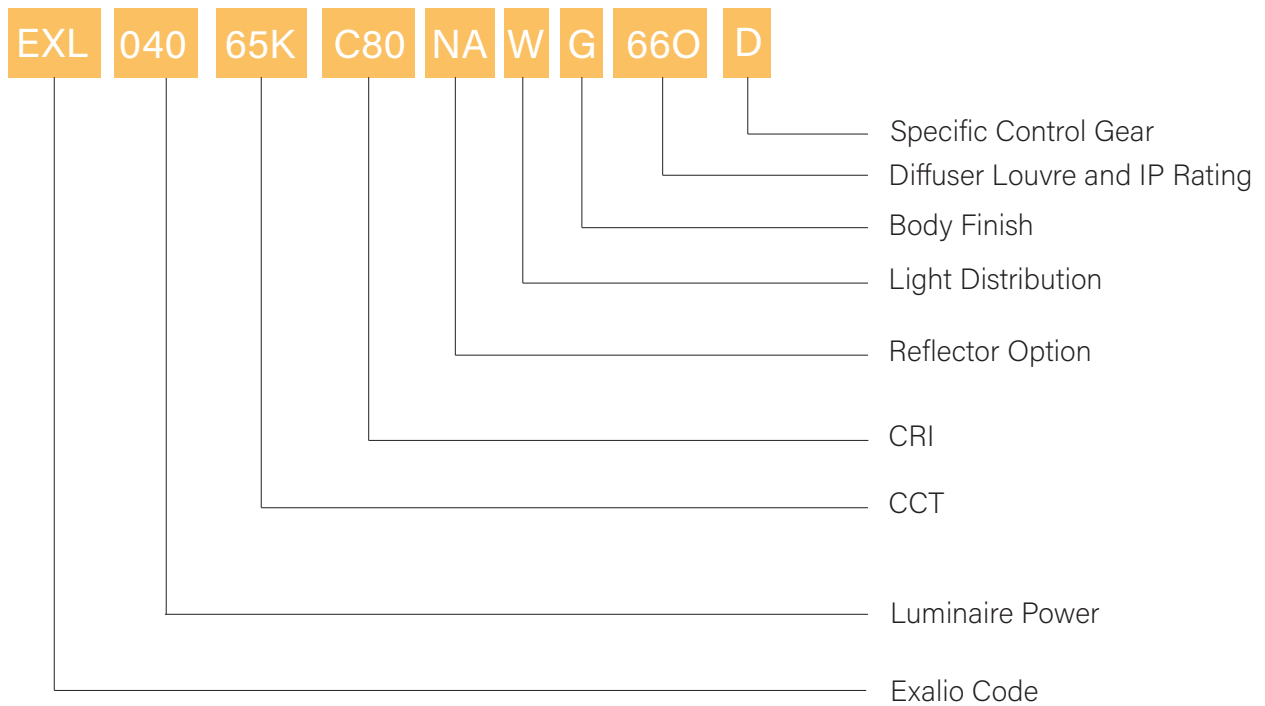
Product Combinations along with their Ordering codes

Alpha Numeric Code	CCT	Lumen Package	Control Type	Ordering Code
<b>Exalio 20W</b>				
EXL02030KC80NAWG66ON	3000K	>2200lms	Switched	727500001
EXL02040KC80NAWG66ON	4000K	>2200lms	Switched	727500002
EXL02065KC80NAWG66ON	6500K	>2200lms	Switched	727500003
EXL02030KC80NAWG66OD	3000K	>2200lms	DALI	727500004
EXL02040KC80NAWG66OD	4000K	>2200lms	DALI	727500005
EXL02065KC80NAWG66OD	6500K	>2200lms	DALI	727500006
EXL02030KC80NAWG66O0	3000K	>2200lms	0/1-10V	727500007
EXL02040KC80NAWG66O0	4000K	>2200lms	0/1-10V	727500008
EXL02065KC80NAWG66O0	6500K	>2200lms	0/1-10V	727500009
<b>Exalio 40W</b>				
EXL04030KC80NAWG66ON	3000K	>4400lms	Switched	727500010
EXL04040KC80NAWG66ON	4000K	>4400lms	Switched	727500011
EXL04065KC80NAWG66ON	6500K	>4400lms	Switched	727500012
EXL04030KC80NAWG66OD	3000K	>4400lms	DALI	727500013
EXL04040KC80NAWG66OD	4000K	>4400lms	DALI	727500014
<b>EXL04065KC80NAWG66OD</b>	<b>6500K</b>	<b>&gt;4400lms</b>	<b>DALI</b>	<b>727500015</b>
EXL04030KC80NAWG66O0	3000K	>4400lms	0/1-10V	727500016
EXL04040KC80NAWG66O0	4000K	>4400lms	0/1-10V	727500017
EXL04065KC80NAWG66O0	6500K	>4400lms	0/1-10V	727500018
<b>Exalio 60W</b>				
EXL06030KC80NAWG66ON	3000K	>7000lms	Switched	727500019
EXL06040KC80NAWG66ON	4000K	>7000lms	Switched	727500020
EXL06065KC80NAWG66ON	6500K	>7000lms	Switched	727500021
EXL06030KC80NAWG66OD	3000K	>7000lms	DALI	727500022
EXL06040KC80NAWG66OD	4000K	>7000lms	DALI	727500023
EXL06065KC80NAWG66OD	6500K	>7000lms	DALI	727500024
EXL06030KC80NAWG66O0	3000K	>7000lms	0/1-10V	727500025
EXL06040KC80NAWG66O0	4000K	>7000lms	0/1-10V	727500026
EXL06065KC80NAWG66O0	6500K	>7000lms	0/1-10V	727500027

Dimensional Details



Specification Code Details



Customise your product according to your requirement from our website [www.oxbridgelighting.com](http://www.oxbridgelighting.com)

Refer Instruction Manual for detailed Installation Procedure